

Flood Tile & Laminate Paint is an interior high performance coating designed to give a hard wearing high gloss finish.

- Scuff and water-resistant, it can even be used on shower wall tiles.
- It is an easy to use formulation combining anti-mould inhibitors with the latest polymers which assist the paint to adhere to smooth gloss slick surfaces.
- No primer or undercoat needed. Just paint straight on to clean, dry tiles or laminates. It is touch dry in 4 hours but all surfaces should be left to harden for 3-4 days.
- Rejuvenate old tired looking surfaces. Save the cost of renovating.



Go beyond white for appliances



Liven up your wall tiles



Colour up your bathroom tiles and kitchen cabinets



Achieve stunning new-look tiles and laminated surfaces in 3 easy steps.

Mask up tiles, cabinets and appliances. Recreate your world.

STEP 1 Clean the surface with Flood Tile & Laminate Cleaner.

STEP 2 Scuff the surface **thoroughly**.

STEP 3 Apply Flood Tile & Laminate Paint.

Follow the instructions on product packaging **pack carefully**.
Not recommended for floors or kitchen bench tops.



EASY 3-STEP SYSTEM



HANDY HINT
PAINT WITH CHECKS

If you want to create a checkered effect with various coloured tiles, use low-tack masking tape to protect the inside edges of the tiles you are painting. Remove masking tape before the paint is dry.

After 24 hours, mask the edges of tiles to be painted with a contrasting colour and remove the masking tape after painting and before the paint is dry.

HANDY HINT
CLEAN & DRY THE SURFACE WELL




MORE INSPIRATIONAL DECORATING IDEAS FROM FLOOD



For further advice contact the Customer Care Centre at The Flood Company Australia
4 Nelson Ave, Padstow, NSW 2211, Australia
TOLL FREE 1800226113

www.floodaustralia.net



Transform tired tiles and laminates throughout your home.

Don't replace... repaint!

ULTRA TOUGH
SCUFF AND WATER RESISTANT


CONTAINS **VC175**
A STRONG MOULD INHIBITOR



Tile and Laminate colours

Be inspired with this range of decorator colours. Mask up your tiles, cabinets and appliances and recreate your world.

HANDY HINT
CREATE YOUR OWN PATTERNS AND SHAPES



Ice Cream



Mega Mix



Cold Water



Colour Matches: Plumb Rite, Mega Mix, Powder Blue, Blue Ice, Just There


Colour Matches: Just Blue, Just There, Almond Cream



Lime Drink



Blue Ice



Just There

HANDY HINT
COLOUR YOUR WHITEGOODS TO MATCH



Greyl



Just Blue



Colour Matches: Black and Grey Wisk



Fresh Mint




Greve



Blue Box



Bluey



Grey Wisk



Colour Match: Green Paste



Double Cream



Deep Lilac



Light Choco



Lilac Star



Boston Biege




Black



Grey Stone



Ashen Grey




Cotton



Seal



Plumb Rite



Blue Heaven



Powder Blue



Frappe



Plumb

HANDY HINT
CLEAN & DRY THE SURFACE WELL




Olive Leaf



Midora



Asparagus



Egg Shell



Cherry Red




Wine



Almond Cream



Latte




Nicely Done



Deep Water



Mocca Cup



Really



Stuffed Olive



Apricot Cream



Storm Clouds



Nice Pink



Almond Biege




Mainly Biege



Thickened Cream



Light Musk



Vanilla Ice




Colour Match: Magenta

HANDY HINT
FOR LARGER AREAS USE A FINE ROLLER



Green Paste



White



Maze



Magenta



Colour Match: Midora



IMPORTANT: Flood Tile & Laminate Paint is for interior use only. Not recommended for use on floors or bench tops. Colours shown are as close as possible to the actual colours as the printing process allows. Stronger colours may need additional coats to achieve coverage. Photo are indicative only.