

Penetrol[®] Wood Oil

Multi-purpose wood oil to enhance the natural beauty of fine wood



Beautifies and protects wherever fine wood is used.



Makes an effective moisture barrier




Lets you make your own stain



Makes a great wood primer



Makes varnish spread easily



- Penetrates deep into the wood
- Keeps wood 'alive'
- Is non-toxic when dry
- Will never crack, blister or peel
- Primes, seals and hardens in one application
- Does not yellow
- Will not show finger marks

PENETROL WOOD OIL HAS MANY OTHER USES



HOW WOOD SHOULD BE TREATED

Penetrol[®] Wood Oil

Multi-purpose wood oil to enhance the natural beauty of fine wood

What is it?

PENETROL MULTI PURPOSE WOOD OIL is the classic approach to wood finishing. Used by knowledgeable tradesmen it has protected and beautified fine wood for many years. Based on natural oils, it is high in solids and extremely durable, easy to apply and easy to clean. It will not darken or yellow, crack or peel or show finger marks. Odour free and non-toxic when dry, Wood Oil is also very economical. Outperforming "Scandinavian" oils, Penetrol Wood Oil turns wood into furniture and is the preferred oil for many wood carvers.

How does it work?

With the time proven penetrating ability of Penetrol it goes deep into the wood fibres, becomes part of the wood and protects from within. It replenishes the natural oils, lost during the processing of the wood, and prevents the wood from drying out - the greatest threat to fine wood. Protecting, beautifying and rejuvenating - all in one operation.

What will it look like?

Depending on the application method you can choose from a rustic look, a satin finish or a hand rubbed luxurious silken touch. Either way the appearance of the wood will be enhanced and the grain highlighted. Old, dried out, tired wood will get a new life and furniture will look healthy again.

How long will it last?

For many years. When the surface starts to dull, simply clean and apply another coat of Penetrol Wood Oil.

Where to use it

On Furniture, Doors, Windows, Wall Panelling, Wooden Blinds, Stairs, Rails, Beams, Floors, Saunas, Carvings, etc.

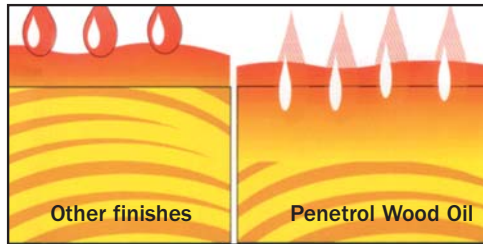
Other uses

Timber Stain: Make your own stain by adding tint or 10-20% oil based paint.

Rejuvenate dull, old stain: Apply 2 coats of Penetrol Wood Oil to restore colour and extend the life of the stain.

Re-coat old, sound varnish without sanding: Apply a thin coat of Penetrol Wood Oil and allow to dry. Proceed with Varnish. It will stick without sanding.

Tinting: Add up to 30ml of oxide tints or spirit based stains per litre of Wood Oil. Always test for colour on a small sample before coating an entire job.



Other finishes 'sit' on the surface, whereas Penetrol Wood Oil goes right into the wood to beautify and protect it from the sun.



Surface Preparation

Ensure surfaces are dry, free from dirt and grease. Remove any old paint or finish. Clean old dirty wood and remove RUST STAINS and WATER MARKS with DEKSWOOD TIMBER CLEANER from the Flood Company. If using paint stripper, neutralise the surface with DEKSWOOD before proceeding.

Application

For a Natural Oiled Finish and Long Term Protection

Apply 2 or more coats wet on wet until the wood is saturated and does not absorb any more oil. Remove any oil standing on the surface after 20 minutes with a soft lint free cloth.

For a Silky Hand Rubbed Finish

Apply 2 coats wet on wet. After 10-20 minutes apply some more oil to a small area at a time and rub into the wood with 240 to 400 grit wet & dry sandpaper. When a silky feeling is obtained remove surplus and polish with a soft cloth.

For a Satin Finish

Apply 2 or more coats until wood is saturated. Remove surplus with a lint free cloth. Allow drying 24 hours and apply another coat. Rub in lightly with a soft cloth and let dry for a soft and luxurious satin appearance. An ideal way to finish carvings.

To Improve Varnish Work

Add 20 to 30% Penetrol Wood Oil to all oil and alkyd based varnish as well as 1-part polyurethanes. The varnish will become more flexible, resist cracking and peeling and will flow without leaving brush marks. NOT SUITABLE IN 2-PART POLYURETHANES OR EPOXIES.


COVERAGE: Dressed wood up to 8m²/L, rough sawn up to 5m²/L.

DRYING TIME: Depending on surface porosity from 4 to 24 hours.

CLEAN-UP: Use Mineral Turpentine.

STORAGE: Decant part used can into smaller metal container to minimise air content.

AVAILABLE SIZES: 300gm (aerosol), 500ml, 1 litre, 4 litre, 20 litre
ALSO AVAILABLE AS A BASE PACK FOR EASY TINTING



For more information and assistance
FREECALL 1800 226 113

THE FLOOD COMPANY AUSTRALIA

4 Nelson Avenue, Padstow, NSW 2211 Australia

Phone (+61) 2 9790 5158 Fax (+61) 2 9709 2604 Email info@floodaustralia.com



MADE IN AUSTRALIA

visit our web site... www.floodaustralia.net



HOW WOOD SHOULD BE TREATED